

# **Reading and Writing Workbook**



You can download the audio files  
from the following link:

[www.enjoy-arabic.com/mp3](http://www.enjoy-arabic.com/mp3)

 **Exercise 1-1**

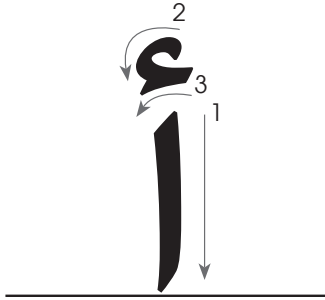
Listen carefully and circle the letter you hear:



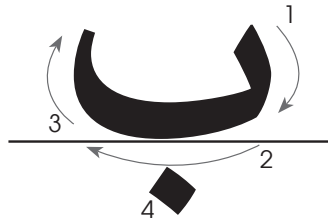
A	ذ	د	ر
B	ت	ن	ب
C	غ	فا	ع
D	ر	ز	ذ
E	ض	س	ش
F	ط	ض	ص
G	ث	فا	قا
H	ث	ب	ت
I	خ	ج	ح
J	فا	ك	ل
K	ث	ن	ت
L	ص	ط	ظ

 **Exercise 1-2**

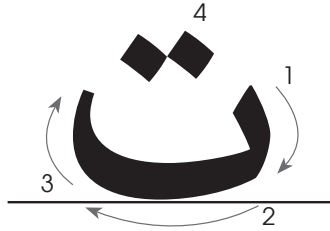
Follow the arrows and repeat the letter as below:



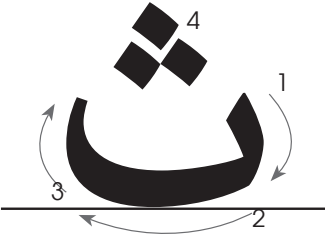
Follow the arrows and repeat the letter as below:



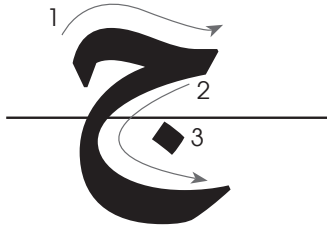
Follow the arrows and repeat the letter as below:



Follow the arrows and repeat the letter as below:

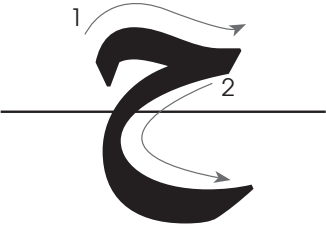


Follow the arrows and repeat the letter as below:

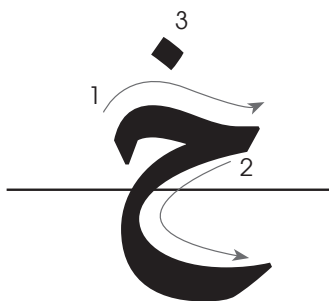




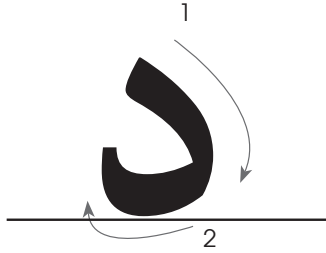
Follow the arrows and repeat the letter as below:



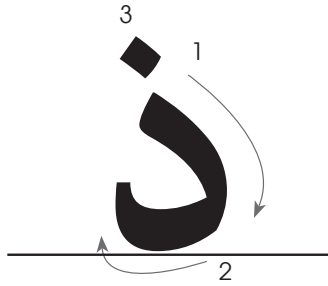
Follow the arrows and repeat the letter as below:



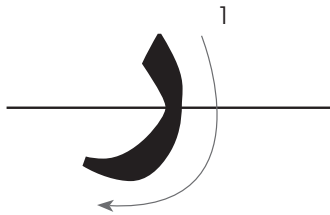
Follow the arrows and repeat the letter as below:



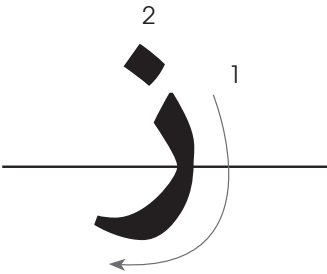
Follow the arrows and repeat the letter as below:



Follow the arrows and repeat the letter as below:




Follow the arrows and repeat the letter as below:



Follow the arrows and repeat the letter as below:




Follow the arrows and repeat the letter as below:






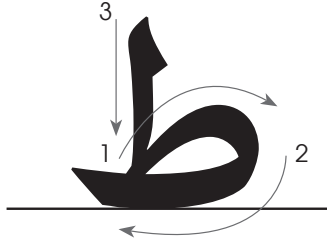
Follow the arrows and repeat the letter as below:



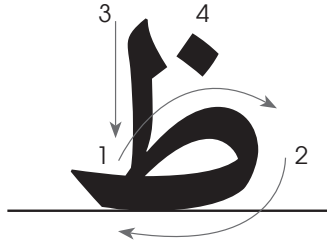
Follow the arrows and repeat the letter as below:



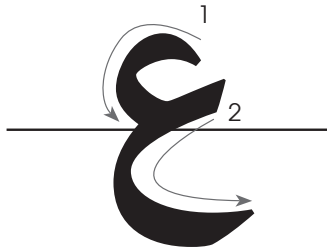
Follow the arrows and repeat the letter as below:



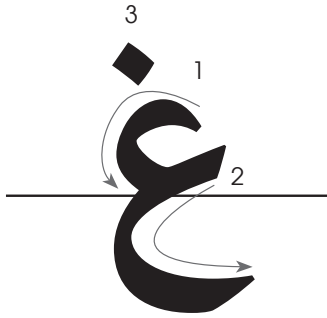
Follow the arrows and repeat the letter as below:



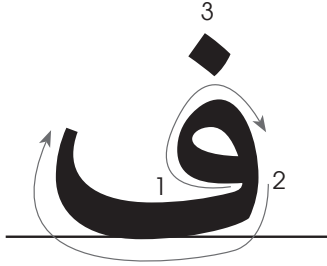
Follow the arrows and repeat the letter as below:



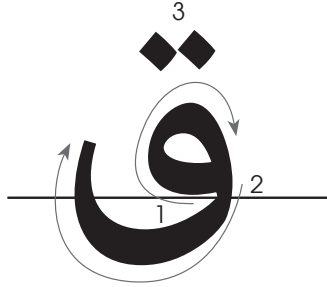
Follow the arrows and repeat the letter as below:



Follow the arrows and repeat the letter as below:

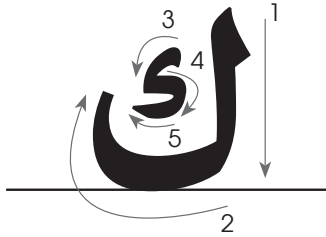


Follow the arrows and repeat the letter as below:

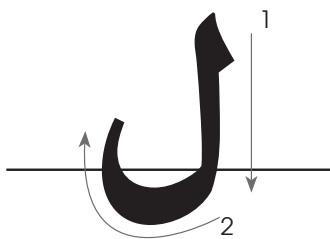




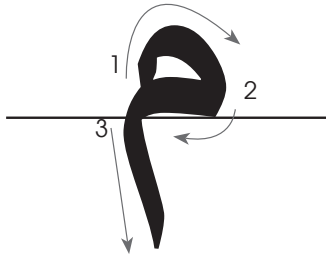
Follow the arrows and repeat the letter as below:



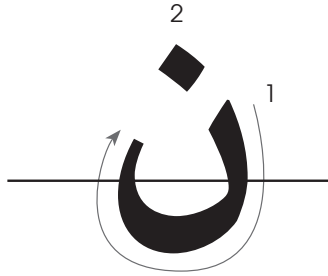
Follow the arrows and repeat the letter as below:



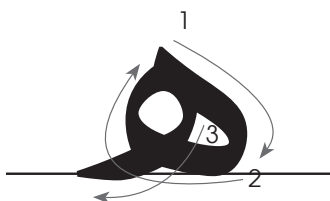
Follow the arrows and repeat the letter as below:



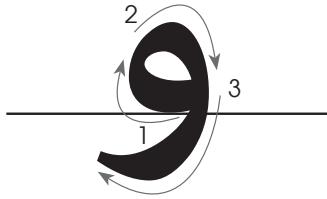
Follow the arrows and repeat the letter as below:



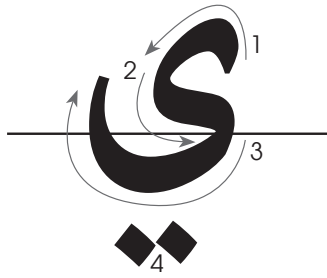
Follow the arrows and repeat the letter as below:



Follow the arrows and repeat the letter as below:



Follow the arrows and repeat the letter as below:

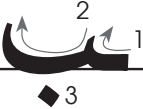
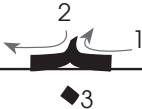












## ✎ Exercise 1-3

After you practiced writing each letter in its standard “isolated” form, you will practice writing letters at the beginning/middle/end of the word.

Letters: ب ت ث have the same shape, the difference is in the dots only.

Follow the arrows and repeat the letter as below:

Final	Medial	Initial	
			»»
			««
			
			



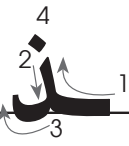





Letters: ج ح خ have the same shape, the difference is in the dots only.

Follow the arrows and repeat the letter as below:

Final	Medial	Initial
<hr/>		
<hr/>		
<hr/>		







Letters: ذ د have only two shapes, since they do not connect to the next letter.

Follow the arrows and repeat the letters as below:

Final /	Medial	Initial
		
		
		

Letters: ز ر also have two shapes only, since they do not connect to the next letter.

Follow the arrows and repeat the letters as below:

Final / Medial	Initial
	
	
	





Letter: و also has only two shapes, since it does not connect to the next letter.

Follow the arrows and repeat the letters as below:

---

<b>Final</b>	/	<b>Medial</b>		<b>Initial</b>	
--------------	---	---------------	--	----------------	--

			«
			«


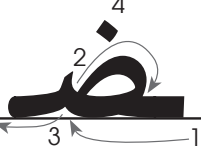




Letters: **ش** **س** have the same shape, the difference is in the dots only.

Follow the arrows and repeat the letter as below:

Final	Medial	Initial	
			«
			«
<hr/> <hr/> <hr/>			
<hr/> <hr/> <hr/>			

Letters: **ض** **ص** have the same shape, the difference is in the dots only.


Follow the arrows and repeat the letter as below:

Final	Medial	Initial	
			«
			«

---

---

---





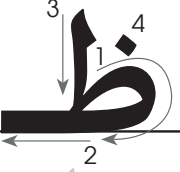



---

---

---

Letters: ظ ط have the same shape, the difference is in the dots only.

Follow the arrows and repeat the letter as below:

<b>Final</b>	<b>Medial</b>	<b>Initial</b>	
			«
			«

---

---



---

---

---

---

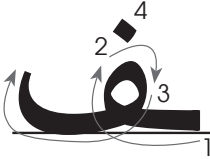
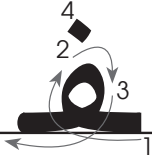




Letters: ع غ have the same shape, the difference is in the dots only.

Follow the arrows and repeat the letter as below:

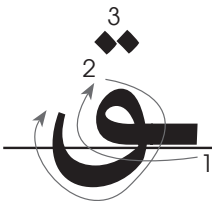
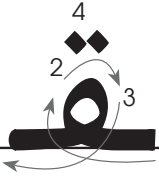




Final	Medial	Initial
<hr/> <hr/> <hr/>		
<hr/> <hr/> <hr/>		









Follow the arrows and repeat the letter as below:

Final	Medial	Initial	
			«
			«
<hr/>			
<hr/>			
<hr/>			
<hr/>			
<hr/>			
<hr/>			
<hr/>			
<hr/>			



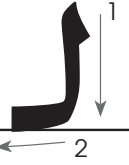



Follow the arrows and repeat the letter as below:

Final	Medial	Initial	
			«
			«
<hr/>			
<hr/>			
<hr/>			
<hr/>			
<hr/>			
<hr/>			
<hr/>			
<hr/>			

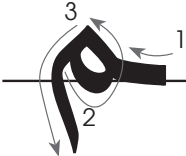





Follow the arrows and repeat the letter as below:

Final	Medial	Initial	
			«
			«

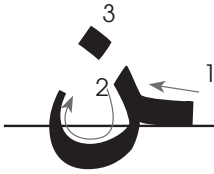
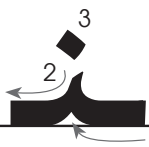
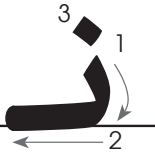



Follow the arrows and repeat the letter as below:

Final	Medial	Initial	
			«
			«
<hr/>			
<hr/>			
<hr/>			
<hr/>			
<hr/>			
<hr/>			
<hr/>			



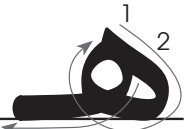



Follow the arrows and repeat the letter as below:

Final	Medial	Initial	
			«
			«
<hr/>			
<hr/>			
<hr/>			
<hr/>			
<hr/>			
<hr/>			
<hr/>			
<hr/>			

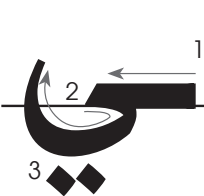
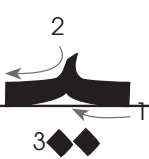
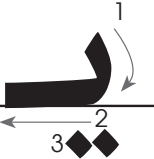



Follow the arrows and repeat the letter as below:

Final	Medial	Initial	
			««
			««
<hr/>			
<hr/>			
<hr/>			
<hr/>			
<hr/>			
<hr/>			
<hr/>			

Follow the arrows and repeat the letter as below:

Final	Medial	Initial
		
		
<hr/> <hr/> <hr/> <hr/> <hr/> <hr/> <hr/> <hr/> <hr/> <hr/>		

Follow the arrows and repeat the letter as below:

Final	Medial	Initial
		
		
<hr/> <hr/> <hr/> <hr/> <hr/> <hr/> <hr/> <hr/> <hr/> <hr/>		





## Exercise 1-4



Read and write the following words:

أَرْزَب

Rabbit

السَّبْت

Saturday

بَيْت

House

«

أَرْزَب

السَّبْت

بَيْت

«

أَرْزَب

السَّبْت

بَيْت

 **Exercise 1-5**



Read and write the following words:

ثَلَج

Ice

بَحْر

Sea

جَمَال «

Beauty

ثَلَج

بَحْر

جَمَال «

ثَلَج

بَحْر

جَمَال

 **Exercise 1-6**



Read and write the following words:

شَمْس

Sun

مُسْتَشْفَى

Hospital

« سَعَادَة »

Happiness

شَمْس

مُسْتَشْفَى

« سَعَادَة »

شَمْس

مُسْتَشْفَى

سَعَادَة

 **Exercise 1-7**



Read and write the following words:

أَرْض

Ground

عُصْفُور

Bird

صَبَاح

Morning

«

أَرْض

عُصْفُور

صَبَاح

«

أَرْض

عُصْفُور

صَبَاح



## Exercise 1-8



Read and write the following words:

سَرِيع

Fast/quick

مَكْتَبَة

Library

فَرِيق «

Team

سَرِيع

مَكْتَبَة

فَرِيق «

سَرِيع

مَكْتَبَة

فَرِيق

 Exercise 1-9



Read and write the following words:

لَيْلٍ

Night

أَصْحَابِي

My friends

حَائِطٍ

Wall

«

لَيْلٍ

أَصْحَابِي

حَائِطٍ

«

لَيْلٍ

أَصْحَابِي

حَائِطٍ

 **Exercise 1-10**



Read and write the following sentence:

أَنَا أُحِبُّ اللُّغَةَ الْعَرَبِيَّةَ.

«

I love Arabic language.

أَنَا أُحِبُّ اللُّغَةَ الْعَرَبِيَّةَ.

«

أَنَا أُحِبُّ اللُّغَةَ الْعَرَبِيَّةَ.

 Exercise 1-11



Read and write the following sentence:

« ذَهَبْتُ إِلَى الْحَدِيقَةِ مَعَ أُخْتِي. »

I went to the park with my sister.

« ذَهَبْتُ إِلَى الْحَدِيقَةِ مَعَ أُخْتِي. »

ذَهَبْتُ إِلَى الْحَدِيقَةِ مَعَ أُخْتِي.



 **Exercise 1-12**

Listen carefully and write the letter you hear:



								«
--	--	--	--	--	--	--	--	---

 **Exercise 1-13**

Listen carefully and complete the following words with the missing letters:



جـبـ	دـتـ	صـرـ	قـرـ	أـدـ	«
سـلـ	بـمـ	شـرـ	تـبـ	رـدـ	«
أـرـ	مـلـ	زـرـ	مـرـ	غـيـ	«

 **Exercise 1-14**

Listen carefully and circle the word you hear:



<b>A</b>	عقد	عقرب	عقل	«
<b>B</b>	أسف	أسر	أسد	«
<b>C</b>	طوق	طرق	طبق	«
<b>D</b>	سلك	شبك	سمك	«
<b>E</b>	ليت	لبن	لين	«

### Exercise 1-15

Fill in the blanks with the missing words/ letters:

<b>A</b>	..... ←	ع + م + ر	«
<b>B</b>	..... محل .....	ل + ..... + م	«
<b>C</b>	..... ←	س + و + ق	«
<b>D</b>	..... ←	د + ي + ك	«
<b>E</b>	..... مشهور .....	..... + و + ..... + ش + .....	«
<b>F</b>	..... ←	ك + ب + ي + ر	«

### Exercise 1-16

Listen carefully to the following words and write the missing short vowels of the underlined letters:



سَمَسَمْ	صَدَقْ	بَحْرْ	عَدْلْ	رَقْمْ	مَخْ	«
Sesame	Sincerity	Sea	Justice	Number	Brain	

### Exercise 1-17

Listen carefully to the following words and complete the missing letters (write each letter with its short vowel):



خـ.....	بـ.....	لـ.....	بـ.....	مـ.....	جـ.....	«
Green	Love	Colour	Ink	King	Camel	

 **Exercise 1-18**

Listen carefully to the following words and write the short vowel of each letter:



جسم Body	رجل Man	ولد Boy	بنت Girl	«
-------------	------------	------------	-------------	---

بيت House	أحمر Red	عشب Grass	مسلسل Series	«
--------------	-------------	--------------	-----------------	---

 **Exercise 1-19**

Each group of the following words have the same letters but with different short vowels. Listen carefully and circle the word you hear:



<b>A</b>	عَمِلَ Was done	عَمِلَ He worked	عَمِلَ Work	«
<b>B</b>	كُتِبَ Was written	كُتِبَ He wrote	كُتِبَ Books	«
<b>C</b>	أَخَذَتْهُ You took it.	أَخَذَتْهُ She took it.	أَخَذْتُهَا I took it.	«
<b>D</b>	أَكَلْتَهُ I ate it.	أَكَلْتَهُ You ate it.	أَكَلَتْهُ She ate it.	«

 **Exercise 1-20**

Listen carefully and circle the word you hear:



<b>A</b>	صَابِرَ	–	صَبْرَ	«
<b>B</b>	بُورَ	–	بُرَ	«
<b>C</b>	رِيمَ	–	رِمَ	«

 **Exercise 1-21**

Listen carefully and complete the following words with the missing letters/ long vowels:



مـر...ب	سـ...م	قـب...ل	عـ...ق	جـم...«
Garage	Peace	Acceptance	Deep	Beauty

 **Exercise 1-22**

Circle the word that contains a long vowel:

<b>A</b>	سَوْفَ	–	سُوْقَ	–	أَسْوَدَ
	Will		Market		Black
<b>B</b>	حَبِيبَ	–	أَبْيَضَ	–	بَيْنَ
	Lover		White		Between

 **Exercise 1-23**

Listen carefully and write down the words you hear:  
(Write the short vowels):



.....	.....	.....	.....	«
Impossible	Her eyes	Their names	Small	

.....	.....	.....	.....	«
Horse	photos	Your brother	Table	

 **Exercise 1-24**

Listen carefully and circle the word you hear:



<b>A</b>	عَمَان	—	عَمَّان	«
<b>B</b>	دَوَّار	—	دَوَار	«
<b>C</b>	صَوَّر	—	صَوْر	«
<b>D</b>	جَمَّل	—	جَمَل	«
<b>E</b>	حَوَّل	—	حَاوَل	«
<b>F</b>	مَثَّل	—	مَثَل	«

### Exercise 1-25



Listen carefully to the following words, and put: \_ \_ \_ on the double letters:

<b>يُصَمِّمُ</b> He designs	<b>عَمَالٌ</b> Workers	<b>عَدَادٌ</b> Counter	<b>كُلُّكُمْ</b> All of you	<b>غَيَّرَ</b> He changed	«
--------------------------------	---------------------------	---------------------------	--------------------------------	------------------------------	---

### Exercise 1-26



Listen carefully and write down the words you hear:  
(Write the short vowels):

-----	-----	-----	-----	-----	«
Repeated	He believed	Organized	He confirmed	Ladder	

### Exercise 1-27



Listen carefully, tick the correct sentences and correct the wrong words that have wrong nunation marks:

	Correction		Sentence	
<b>A</b>	(-----)	<input type="checkbox"/>	<b>إِنَّهُ يَوْمٌ جَمِيلٌ.</b> It is a beautiful day.	«
<b>B</b>	(-----)	<input type="checkbox"/>	<b>قَرَأْتُ كِتَابٍ مَمْتَعًا.</b> I read an interesting book.	«
<b>C</b>	(-----)	<input type="checkbox"/>	<b>زَارَنِي صَدِيقًا عَزِيزًا.</b> A dear friend visited me.	«
<b>D</b>	(-----)	<input type="checkbox"/>	<b>جَلَسْتُ عَلَى كُرْسِيٍّ خَشْبِيٍّ.</b> I sat on a wooden chair.	«

## Exercise 1-28



Listen carefully to the following sentences and write the nunation marks:

<b>A</b>	سلام عليك. Peace be upon you.	«
<b>B</b>	أبي يسافر كثير. My father travels a lot.	«
<b>C</b>	سافرت إلى دول كثيرة جدّ. I have travelled to so many countries.	«
<b>D</b>	ليس لديّ وقت كاف الآن. I do not have enough time now.	«

## Exercise 1-29



Listen carefully to the following sentences and write them down (With all short vowels and nunation marks):

<b>A</b>	..... I live in a beautiful house.	«
<b>B</b>	..... In deed, it is an easy and interesting lesson.	
<b>C</b>	..... Welcome.	



### Exercise 1-30



Listen carefully to the following sentences and complete the missing letters with: ا / أ / إ / إِ

<b>A</b>	ذَهَبَتْ --- خَتِي --- لِي --- لِمَدْرَسَةٍ. My sister went to school.	«
<b>B</b>	رَأَيْتُ --- لِحِصَانٍ --- لَبِيضٍ. I saw the white horse.	«
<b>C</b>	جَاءَ --- خِي --- وَابْنُهُ. My brother and his son came.	«



### Exercise 1-31

Add the definite article: ال to the following words, and apply changes to their short vowels (as necessary)

-----	=	قَصِيرًا + ال Short	«
-----	=	طَوِيلًا + ال Long/tall	«
-----	=	ذَكِيًّا + ال Clever	«
-----	=	أَنْيَقًا + ال Elegant	«
-----	=	ثَقِيلًا + ال Heavy	«
-----	=	لَامِعًا + ال Shiny	«



### Exercise 1-32

Circle the silent **ل** , put: **ـ** on the Sun/Solar letters and put: **ـ** on the Moon/Lunar **ل** in the following words:

التين	–	الهر	–	الفرق	–	العين	–	الدب
النور	–	الطاولة	–	السماء	–	الكلام	–	اليمين
الورق	–	الضوء	–	الحب	–	الصبر	–	الزيت
الشاي	–	الخير	–	الثوم	–	المال	–	الغد

### Exercise 1-33

Listen carefully to the following nouns and write them down (with the short vowels):



Sun/Solar letters	Moon/Lunar letters
..... ‘ .....	..... ‘ .....
..... ‘ .....	..... ‘ .....

 **Exercise 1-34**



Listen carefully to the following paragraph and write down all definite nouns that start with: **ال**

Sun/Solar letters	Moon/Lunar letters
.....	.....
.....	.....
.....	.....

 **Exercise 1-35**

Listen carefully and complete the final word in the following sentences with: **ة / ة / ت**



<b>A</b>	<p>ذَهَبْنَا إِلَى الْحَدِيقِ.....</p> <p>We went to the park.</p>	
<b>B</b>	<p>أُحِبُّ عَصِيرَ التُّوتِ.....</p> <p>I like raspberry juice.</p>	«
<b>C</b>	<p>اشْتَرَى أَخِي سَيَّارَ.....</p> <p>My brother bought a car.</p>	«
<b>D</b>	<p>أَيْنَ أَنْ.....؟</p> <p>Where are you?</p>	«

 **Exercise 1-36**



Listen carefully to the following sentences, and write the missing dots

<b>A</b>	<p>وَضَعْتُ وَرَقَةً عَلَى طَاوِلَتِهِ.</p> <p>I put a paper on his table.</p>	«
<b>B</b>	<p>ذَهَبْتُ مَعَ أُخْتِهِ إِلَى حَدِيقَةِ الْحَيَوَانَ.</p> <p>I went with his sister to the zoo.</p>	«
<b>C</b>	<p>مَكْتَبُهُ فِي الْمَكْتَبَةِ.</p> <p>His office is in the library.</p>	«
<b>D</b>	<p>سَمِعْنَا صَوْتَهُ الرَّائِعَ.</p> <p>We heard his wonderful voice.</p>	«

 **Exercise 1-37**



Listen carefully and circle the word you hear:

<b>A</b>	علي	—	علي	«
<b>B</b>	مرمي	—	مرمى	«
<b>C</b>	ثري	—	ثرى	«
<b>D</b>	المشثري	—	المشثرى	«
<b>E</b>	انتهي	—	انتهى	«
<b>F</b>	سعي	—	سعى	«

 **Exercise 1-38**



Listen carefully to the following sentences, each sentence contains words with a similar sounding letters, Circle the right order of them:

<b>A</b>	س ← س ، ص ← س ، س ← ص ، ص ← ص	«
<b>B</b>	ت ← ت ، ط ← ط ، ت ← ط ، ط ← ت	«
<b>C</b>	ق ← ك ، ق ← ق ، ك ← ق ، ك ← ك	«
<b>D</b>	ق ← ق ، غ ← غ ، غ ← ق ، ق ← غ	«
<b>E</b>	د ← د ، ض ← د ، د ← ض ، ض ← ض	«
<b>F</b>	ذ ← ذ ، ظ ← ذ ، ظ ← ظ ، ذ ← ظ	«

 **Exercise 1-39**

Listen carefully and complete the following words with the missing letters:



<b>A</b>	أ...ير	«
<b>B</b>	...ال...	«
<b>C</b>	...ك	«
<b>D</b>	أ...وم	«

 **Exercise 1-40**

Listen carefully and circle the word you hear:



<b>A</b>	دَرَبٌ	–	ضَرْبٌ	«
<b>B</b>	رَتِيبٌ	–	رَطِيبٌ	«
<b>C</b>	سَائِرٌ	–	صَائِرٌ	«
<b>D</b>	حَائِلٌ	–	هَائِلٌ	«
<b>E</b>	كَلِيلٌ	–	قَلِيلٌ	«
<b>F</b>	كَدَمَاتٌ	–	خَدَمَاتٌ	«

 **Exercise 1-41**

Listen carefully and select the missing letters:



<b>A</b>	<input type="checkbox"/> ظ	<input type="checkbox"/> ذ	مِـــــــلَّة	«
<b>B</b>	<input type="checkbox"/> ض	<input type="checkbox"/> د	رّةــــ	«
<b>C</b>	<input type="checkbox"/> ط	<input type="checkbox"/> ت	يَّارــــ	«
<b>D</b>	<input type="checkbox"/> س	<input type="checkbox"/> ص	فِيرــــ	«
<b>E</b>	<input type="checkbox"/> ط	<input type="checkbox"/> ت	مُرَبــــ	«
<b>F</b>	<input type="checkbox"/> ض	<input type="checkbox"/> د	أرــــى	«



### Exercise 1-1

A	B	C	D	E	F	G	H	I	J	K	L
د	ن	غ	ر	ش	ض	ق	ب	ج	ل	ث	ط

### Exercise 1-12

ظ	م	و	ي	هـ	ك	ف	ع	«
---	---	---	---	----	---	---	---	---

### Exercise 1-13

شعر	كتب	برد	جبل	دفتر	قصر	صقر	أسد	«
أحمر	عمل	نهر	مطر	غيم	عسل	بكم		

### Exercise 1-14

ليت	سلك	طوق	أسف	عقرب	«
-----	-----	-----	-----	------	---

### Exercise 1-15

A	B	C	D	E	F
عمر	ح	سوق	ديك	م+هـ+ر	كبير

### Exercise 1-16

سَمِسِم	صِدْق	بَحْر	عَدَل	رَقَم	مُخ	«
---------	-------	-------	-------	-------	-----	---

### Exercise 1-17

أَخْضَر	حُب	لَوْن	جِبْر	مَلِك	جَمَل	«
---------	-----	-------	-------	-------	-------	---

### Exercise 1-18

جِسْم	رَجُل	وَلَد	بِنْت	«
يَيْت	أَحْمَر	عُشْب	مُسَلْسَل	«

### Exercise 1-19

أَكَلْتُهُ	أَخَذْتَهُ	كُتِبَ	عَمِلَ	«
------------	------------	--------	--------	---

### Exercise 1-20

رِيمَ	بُرِّ	صَابِرَ	«
-------	-------	---------	---

### Exercise 1-21

مَرَّابَ	سَلَامَ	قَبُولَ	عَمِيقَ	جَمَالَ	«
----------	---------	---------	---------	---------	---

### Exercise 1-22

A	B
سُوقَ	حَبِيبَ

### Exercise 1-23

مُسْتَجِيبَ	عِيُونَهَا	أَسَامِيهِمْ	صَغِيرَ	«
حِصَانَ	صُورَ	أَخُوكَ	جَدُولَ	«

### Exercise 1-24

A	B	C	D	E	F
عَمَانَ	دَوَارَ	صُورَ	جَمَلَ	حَوْلَ	مَثَلَ

### Exercise 1-25

يُصَمِّمَ	عَمَالَ	عَدَادَ	كُلُّكُمْ	غَيْرَ	«
-----------	---------	---------	-----------	--------	---



### Exercise 1-26

مُكَرَّرٌ	صَدَقَ	مُنْظَمٌ	أَكَّدَ	سُلِّمَ	«
-----------	--------	----------	---------	---------	---

### Exercise 1-27

A	B	C	D
<input checked="" type="checkbox"/>	( كِتَابًا )	( صَدِيقٌ )	( كُرْسِيٌّ )

### Exercise 1-28

A	B
سَلَامٌ عَلَيْكَ.	أَبِي يَسَافِرُ كَثِيرًا.
C	D
سَافَرْتُ إِلَى دَوْلٍ كَثِيرَةٍ جَدًّا.	لَيْسَ لَدَيَّ وَقْتُتٌ كَافٍ الْآنَ.

### Exercise 1-29

A	أَسْكُنُ فِي بَيْتٍ جَمِيلٍ.
B	إِنَّهُ دَرَسَ سَهْلًا وَمُمْتَعًا.
C	أَهْلًا وَسَهْلًا.

### Exercise 1-30

A	ذَهَبْتُ أُخْتِي إِلَى الْمَدْرَسَةِ.
B	رَأَيْتُ الْحِصَانَ الْأَبْيَضَ.
C	جَاءَ أَخِي وَابْنَهُ.

### Exercise 1-31

الْقَصِيرَ	الطَّوِيلُ	الذِّيَّ	الْأَنِيْقَ	الثَّقِيْلَ	الْلَامِعُ
------------	------------	----------	-------------	-------------	------------

### Exercise 1-32

التَّيْنَ	الْهَر	الْفَرْق	الْعَيْن	الدَّب
التَّوْر	الطَّوَالَة	السَّمَاء	الكَلَام	الْيَمِيْن
الْوَرْق	الضَّوْء	الْحَب	الصَّبْر	الزَّيْت
الشَّاي	الْخَيْر	الثَّوْم	الْمَال	الْعُد

### Exercise 1-33

Sun/Solar letters		Moon/Lunar letters	
السَّر The secret	الصَّقْر The falcon	الْوَادِي The valley	الْإِيْمَانُ The faith
الْلَوْنُ The colour	الطُّلَّابُ The students	-	الْحَبْرُ The ink

### Exercise 1-34

Sun/Solar letters		Moon/Lunar letters	
الصَّبَّاحُ The morning	الشَّمْسُ The sun	الْمَنْزِلُ The house	الْوَلْدُ The boy
التَّلْفَازُ The television	الظُّهْرُ The noon	العَصِيْرُ The juice	الجَوَّ The weather
اللَّذِيْذُ The delicious	الطَّعَامُ The food	-	-

**Exercise 1-35**

A	B	C	D
الحَدِيقَةُ..	التُّوتُ..	سَيَّارَةٌ....	أَنْتِ؟

**Exercise 1-36**

A	B	C	D
وَرَقَةً	حَدِيقَةٍ	المَكْتَبَةِ	-

**Exercise 1-37**

A	B	C	D	E	F
علي	مرمى	ثرى	المشتري	انتهى	سعي

**Exercise 1-38**

A	B	C	D	E	F
ظ ← ذ	س ← ص	ق ← ك	ق ← غ	د ← ض	ت ← ط

**Exercise 1-39**

A	B	C	D
سَأَصِيرُ	طَالَتْ	ضِدَّكَ	أَجُوكُمْ

**Exercise 1-40**

A	B	C	D	E	F
دَرْبٌ	رَطِيبٌ	صَائِرٌ	حَائِلٌ	كَلِيلٌ	خِدْمَاتٌ

**Exercise 1-41**

A	B	C	D	E	F
ظَ	دُ	تَ	صَ	طَ	ضَ